

How to Place Super Multiple Limit Order



Watchlist **Place Order** Reports Funds My Investments My Account Research Tools New Products Customer Service

Equity	Derivatives	Mutual Fund	Primary Market	Smart Products
Stocks	Index F&O	Purchase	IPO	AutoInvest
Sell From Existing	Stock F&O	Redeem/Switch	Bonds&NCDs	Register Equity SIP
Basket Order	Currency F&O	SIP		SIP Recommendations
GTC Order	Global Indices			Stock List
Auto Invest	Basket Order			
Celebration SIP				
Bonds				
OFS				
OTB				

Go to Place Order and click on Stocks

Place Order (Stocks)

Action

Buy Sell

[Click here to view Place Order Demo](#) [Click Here To Trade In BSE Derivatives](#) [Option Calculator](#)

Market Exchange

NSE ▼



Select Action Buy/Sell
and then select
exchange.

Place Order

Note: [Click here to register for NSE Derivative](#) | [Click here to register for BSE Derivative](#)



Action	<input checked="" type="radio"/> Buy <input type="radio"/> Sell
	Click here to view Place Order Demo Click Here To Trade In BSE Derivatives
Company	<input type="text" value="ACC:NSE:EQ(22)"/> Option Calculator
Quantity	<input type="text" value="100"/>
Price	<input type="text" value="1790.00"/> <input type="checkbox"/> Smart Order ?
	Best 5 Bids/Offers



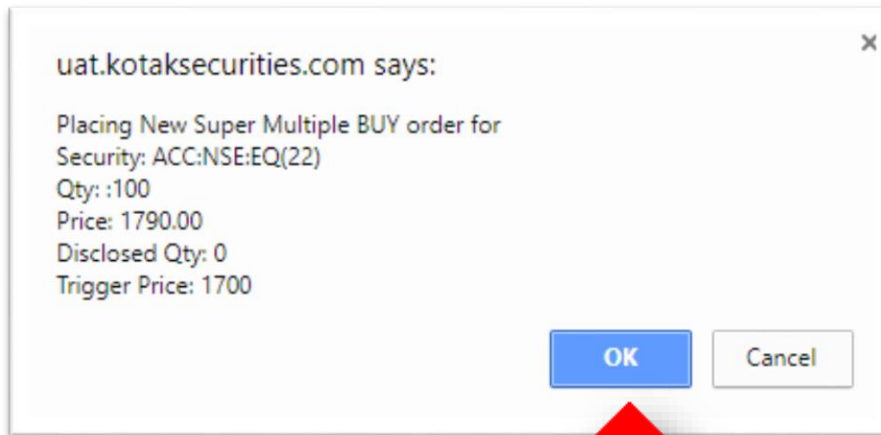
Set order price. To set order price as market put values as zero.

Place Order

Note: [Click here to register for NSE Derivative](#) | [Click here to register for BSE Derivative](#)

Action	<input checked="" type="radio"/> Buy <input type="radio"/> Sell
	Click here to view Place Order Demo Click Here To Trade In BSE Derivatives
Company	<input type="text" value="ACC:NSE:EQ(22)"/> Option Calculator
Quantity	<input type="text" value="100"/>
Price	<input type="text" value="1790.00"/> <input type="checkbox"/> Smart Order ?
	<u>Best 5 Bids/Offers</u>
Disclosed Quantity	<input type="text" value="0"/> Explain
Order Type	<input type="text" value="Super Multiple"/> 
Stop Loss Trigger Price	<input type="text" value="1700"/> 
	<input type="checkbox"/> Place After Market Order AMO Process Rules
	<input type="button" value="PLACE ORDER"/> <input type="button" value="CLEAR"/>

Set order type as Super Multiple and define Order price and Stoploss trigger price



An order confirmation window will appear giving the information of the order. Review and Click Ok to place order

Your order has been placed and forwarded to the exchange. The reference number for the order is **2171103000212**.
To view the status of this order, please check [Order Status](#)



Next time, you could also try placing your orders through our Mobile Trading App – Kotak Stock Trader. To download, visit the app store or SMS ST to 5676788 or visit m.kotaksecurities.com



A reference number
will be displayed as
shown.

How to Place Super Multiple Limit Order

New Buy Order Form

Account	1Y233	Security	AXISBANK~EQ	Exchange	NSE	Action	BUY		
Quantity	100	Price		Trigger Price	0	Disclose Qty / Lot	0	Order Type	GFD
Order Mark	Normal	<input type="checkbox"/> AMO	<input type="checkbox"/> SOR	<input checked="" type="radio"/> Trailing Stoploss Order	+ New Buy Order		Cancel		

Click F1 Buy or F2 to place sell order. Set client code and order quantity.

+ New Buy Order Form x

Account	1Y233	Security	AXISBANK~EQ	Exchange	NSE	Action	BUY		
Quantity	100	Price		Trigger Price	0	Disclose Qty / Lot	0	Order Type	GFD
Order Mark	Normal	<input type="checkbox"/> AMO	<input type="checkbox"/> SOR	<input checked="" type="radio"/> Trailing Stoploss Order	+ New Buy Order		Cancel		

- Normal
- Margin Trading
- Super Multiple**
- Buy Delivery
- Derivative Plus

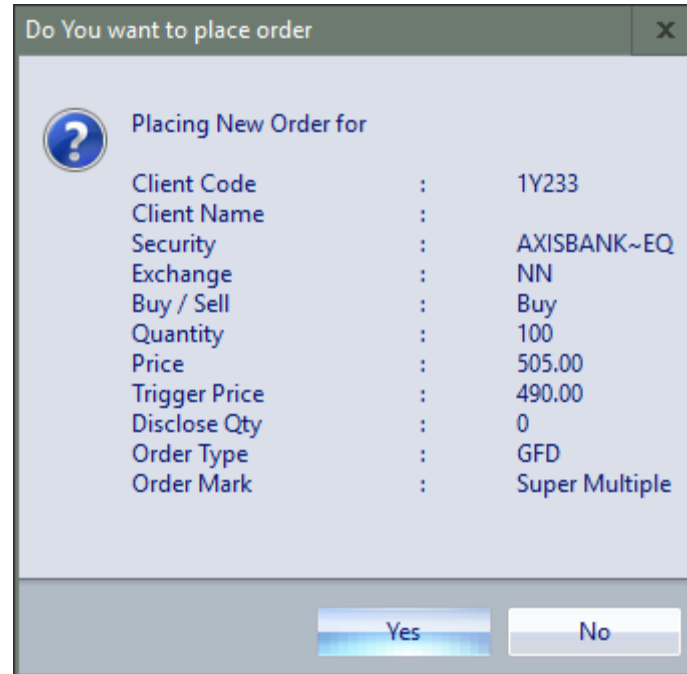


Select order type as Super Multiple.

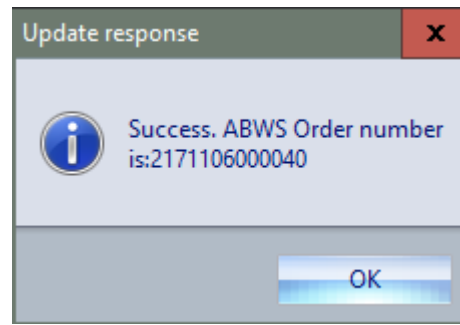
+ New Buy Order Form [X]

Account	1Y233	Security	AXISBANK~EQ	Exchange	NSE	Action	BUY	
Quantity	100	Price	505	Trigger Price	490	Disclose Qty / Lot	0	
Order Mark	Super Multiple	<input type="checkbox"/> AMO	<input type="checkbox"/> ...	<input checked="" type="checkbox"/> Trailing Stoploss	+ New Buy Order			Cancel

Set order price and stoploss trigger price.



An order confirmation window will appear giving the information of the order. Review and Click Ok to place order



A reference number
will be displayed as
shown.