



How to Create Nick Name

 **Login to your Trading Account**

User ID	Nick Name
User ID	<input type="text" value="XXXXXXXX"/>
Password (Case Sensitive)	<input type="password" value="*****"/>
	<input type="button" value="Generate Access Code"/>
	<small>(If you are not a user of Security Key)</small>
Security Key / Access Code (Case Sensitive)	<input type="text"/>
	<input type="button" value="Login"/> <input type="button" value="Reset"/>



Login to website by.
Filling User ID and
Password then click on
Generate Access Code.

 **Login to your Trading Account**

User ID	Nick Name
User ID	<input type="text" value="XXXXXXXX"/>
Password (Case Sensitive)	<input type="password" value="*****"/>
	<input type="button" value="Generate Access Code"/> <small>(If you are not a user of Security Key)</small>
Security Key / Access Code (Case Sensitive)	<input type="text" value="****"/>
	<input type="button" value="Login"/> <input type="button" value="Reset"/>



You will receive 4 Digit access code on your registered mobile number and email id. Fill Access code and click on Login button.



Watchlist Place Order Reports Funds My Investments **My Account** Research Tools Customer Service

Trading

My Profile

Update Profile

Update Passwords

Financial Details

Change Account Type

A/C Form

Call&Trade

SOR Activation

Payout Preferences

DP

My Demat Profile

DP Bills

Mutual Fund

Service Requests

Subscription

Research & Trade SMS

Email

Research Reports

TradeSmart Products

TradeSmart Store

Trends

Insight


Derivative

Go to “My Account”
Click My Profile.

My Trading Profile

Name	XXXXXX XXXXX
Client Code	XXXX
KS-CRN	In Process
Nickname	Click here to generate your Nickname
Group	IBGEIP REG
Current address	
Address	address_line1 address_line2 address_line3 address_line4

Click on option “Click Here”


 **kotak**® Securities

Watchlist Place Order Reports Funds My Investments My Account Research Tools

Create Nickname

Nickname

[check availability](#)



Enter Nickname and click on continue. you can check availability by clicking on “Check Availability” option.

Nickname set successfully



Confirmation window
will appear giving the
confirmation of Nick
name creation.